



The companies included in the FUND's portfolio reinvest their profits in business expansion, competitors' acquisitions, development and research. The FUND's investment strategy is aimed at finding companies that report high growth in revenues and profits and are expected to continue to do so in the foreseeable future. Expectations are that the stock prices of such successful companies to grow faster than the average for the market, taking into account the relative uncertainty of achieving this goal and the fact that they usually reinvest their profits and do not distribute dividends. Reinvestment enables the company to maintain the growth.

#### FUND INFORMATION

Currency	BGN
Launch date	11/04/2016
Last confirmed NAV	3 659 777.07
Last confirmed NAV per unit	13.4596
Lowest - Highest NAV per unit for the last year	7.5758-13.6032
Standard deviation for the last year	13.12%

#### RETURN

Year to date /not annualized/	9.34%
For the last 12 months /not annualized/	28.72%
For the last 3 months /annualized/	8.18%
Since inception /annualized/	5.50%

#### LARGEST EXPOSURES /TOP 5/

TYPE	
TELELINK BUSINESS SERVICES	EQUITY
Eleven Capital AD - Sofia	EQUITY
ALLTERCO AD	EQUITY
ALPHABET INC A	EQUITY
FACEBOOK INC	EQUITY

<b>TOTAL TOP 5</b>	<b>18.04%</b>
--------------------	---------------

#### SECTOR BREAKDOWN

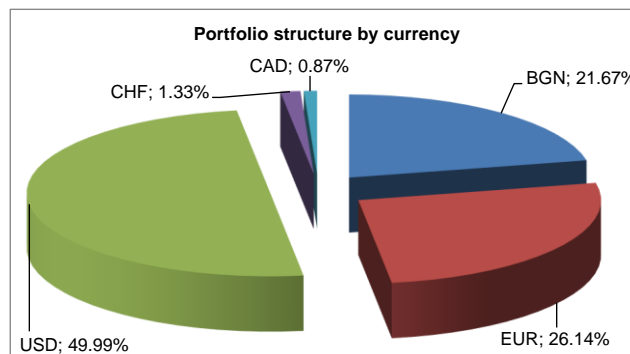
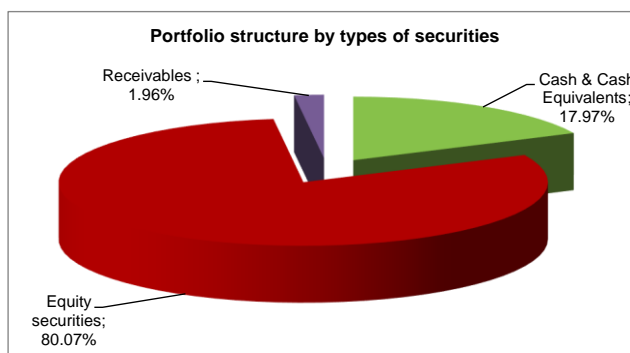
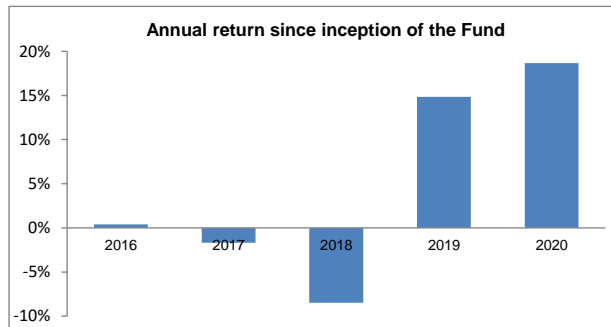
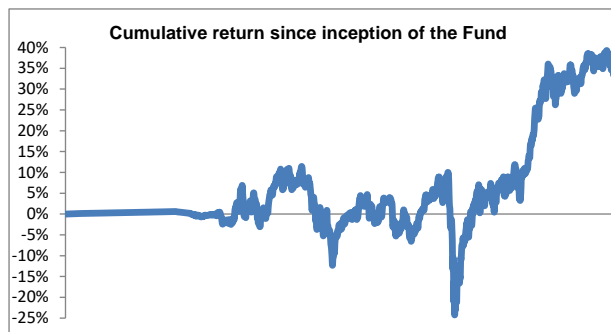
WEIGHT	
Biopharmaceutical companies	26.39%
Information Technology	22.08%
Cash & Cash Equivalents	17.97%
Finance	9.53%
Consumer discretionary	7.74%
Drug Manufacturers	4.13%
Industry	2.91%
Entertainment	2.44%
Receivables	1.96%
Transport	1.94%
Energy	1.54%
Tourism	1.36%

#### COMMENTARY

After a weak start of the month, stocks gained momentum and many indexes in the developed world reached new all time highs in October. US equities were supported by robust Q3 earnings. The fixed income market was driven mainly by data showing persistent supply chain bottlenecks on a global scale and the high oil prices, which create doubts about the central banker's statements that inflation will be temporary.

The leading world indexes finished the month mostly in the green – Dow Jones and S&P 500 rose by -5.84% and 6.91%, respectively. In Europe, the German benchmark DAX also rose by 2.81%, while the British one – FTSE 100 rose by 2.13%. In Asia, the indexes finished the month mixed. NIKKEI was in the red and felt by -1.90%, while Hang Seng rose by 3.26%. The Bulgarian benchmark Sofix felt by -0.24%.

News of the month: According to NSI data in October 2021 r. the overall business climate indicator dropped by 2.3 percentage points compared to the previous month. The consumer price index for September 2021 compared to August 2021, measuring monthly inflation is 0.4%. The annual inflation for September 2021 compared to September 2020 is 4.8%. Seasonally adjusted GDP data according to express estimates show a growth of 9.6% during the second quarter of 2021 compared to the corresponding quarter of 2020.



- The Fund has (includes) global investment focus



- The Fund has corresponding degree of risk (dark green color characterizes most conservative funds, and red the highest risk funds)

The information contained in this document is current as of the date stated therein. Investors should note that previous performance is not necessarily related to future performance. The value of units may decrease. Earnings are not guaranteed and there is a risk for investors not to be able to return the initially deposited funds in their full value. Investments in mutual funds are not secured by a guarantee fund established by the State or by any other type of guarantee. The information provided in this document does not constitute advice or recommendation to invest in units of KBC Asset Management NV - Branch Mutual Funds and should not be interpreted as such. It is recommended investors get acquainted with free Prospectuses, Key Investor Information Documents and Rules of KBC Asset Management NV - Branch Mutual Funds and determine their risk tolerance associated with investing in financial instruments before making an investment decision. The investors can get acquainted with the Prospectuses, Key Investor Information Documents and Rules of KBC Asset Management NV - Branch Mutual Funds at the office of KBC Asset Management NV - Branch every working day from 8.30 to 17.00 at: Sofia, Vitoshka Blvd. №89-B, 6 floor, Millenium Center, in UBB AD branches within their working hours, as well as on the web site: [www.ubbam.bg](http://www.ubbam.bg)